

# TransMORGrifier ©

**LEVEL** This controls the output level of the pedal

**RELEASE** This controls how quickly the compressor stops compressing the signal. Short time turn left, long time turn right.

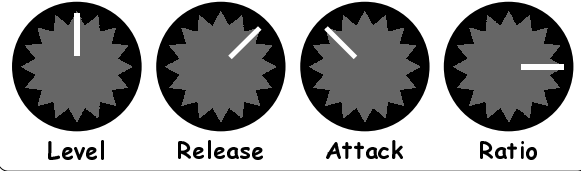
**ATTACK** This controls how quickly the compressor starts compressing the signal. Short time turn left, long time turn right.

**RATIO** This controls how much the pedal compresses the signal. Little compression turn left, much compression turn right.


**POWER REQUIREMENTS** the pedal uses a standard 9V battery located inside. Or you can use a 9V DC external power supply with a 2.1mm DC plug. Center is negativ (-).

## Sample settings


### "CLASSIC COUNTRY"



### "JAZZ"



### "BLUESY THICK"



### "NUKE-HEAVY EFFECT"

